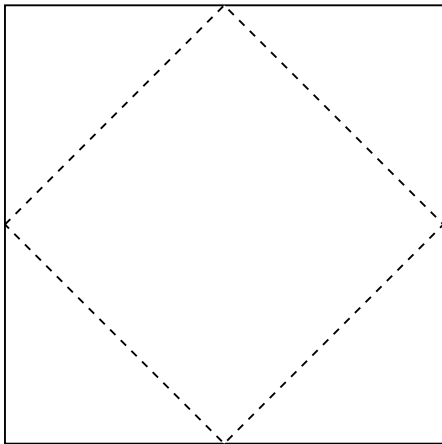


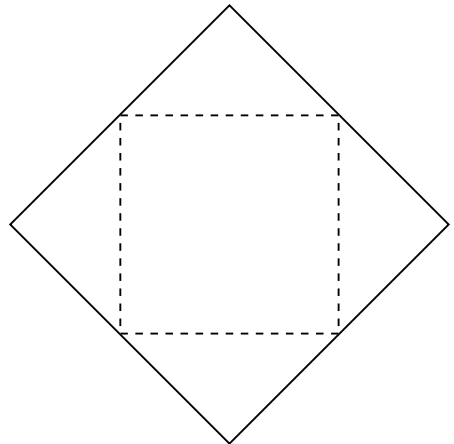
# Picture Puzzle Activity Sheet

© 2011 Mark Andrew Hansen ([www.markhansen.biz](http://www.markhansen.biz))


**Start with Square Sheet of Paper  
& then Fold Edges Backwards**




**Fold Edges Backwards Again**



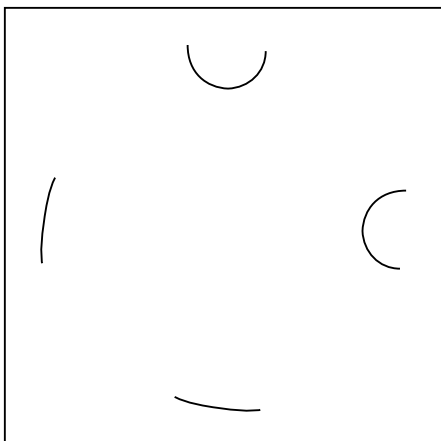
**Draw a Simple Image**



**Flip the Square Over**



**Unfold to See Your Image Lines**



**Draw Extra Lines & Colour  
to Disguise Your Image**

